



(एए) फॉर्म

जंठार अपघाताची माहिती पाठविण्यासाठी कलम २५३ (सी), २५४(सी)(भा), २५४ (C), २५५(४)(भा) प्रमाणे
अपघात न्यायालयात पाठविण्यासाठी रिपोर्ट

१	पोलीस ठाणे	चिकलठाणा
२	गुन व कलम १	127/२०१९ कलम 279, 337, 338, 304(अ) मरा
३	गु.प.चा बंड ठिकाण	५-५-२०१९ चे 1430 वा शाखा शिवर डी.०५-डिड हाथे फोड शाखा कोणे
४	जडवने नयतारचे नाव गाव पत्ता	गणेश चिनास गावडे वय २५ वर्ष वाठान शिवरगाव मं-डिड डोंरगाव
५	अपघात न्यायालयात उपचार कामी दाखल काल	कोट अंदाज घुल हासोयड डोंरगाव
६	वाहनाचा प्रकार /वाहनाचा क्र.	ट्रक (पाणी चे टाकी वाहना) मम-२१-६९५५
७	चालकाचे नाव /पत्ता / ड्रायव्हिंग लायसन्स नं.कोणत्या कंपनीचा इन्सुरन्स आहे.	देविदास केडीवा आठर वाठान साक्षर धन का गेकरडि चिनास - डिड
८	मालकाचे नाव व पत्ता ,अपघाताची तारीख	शुबाज लागन जाधव वाठान - च्याचीवडी का डिड डिना - शाखा ५-५-१९ चे 1430 वा.
९	इन्सुरन्स कंपनीचे नाव कोणाकडून इन्सुरन्स केले ,विभागीय ऑफीसचा पत्ता	बजाज बीकॉन्स लागरठ इन्सुरन्स कंपनी - ABC-इस्ट - ३ वा मजग शिवरगाव मं-डिड डोंरगाव
१०	इन्सुरन्स पॉलीसी नं. वैधता तारीख /इन्सुरन्स केले विभागीय ऑफीसचा पत्ता	दि. १८ ऑक्टोबर १९१९ मित कोट नं. ९ मजगे
११	गुन व कलम /आरोपी अटक /दोषारोप /अ कायनाम /सपनामावर	127/२०१९ कलम 279, 337, 338, 304(अ) मरा प्रमाणे दोरु. 101/19 दि. 28/06/19

सहा.पोलीस निरीक्षक
पो ठाणे, चिकलठाणा

साक्षर
पुनः बी. कटकुरी
सहा. पांजवार, पो.ठाणे, चिकलठाणा

स. शिवाजी नगर

N.C.R.B (न.श.स.स.स.)
F.I.R. (प्रथम सूचना रिपोर्ट)

FIRST INFORMATION REPORT
(Under Section 154 Cr.P.C.)
प्रथम सूचना रिपोर्ट
(अनुच्छेद 154 क्र.प.स.स. के अन्तर्गत)

1. District (ज़िला): अहमदनगर P.S. (पोस्टा): [Blank] Year (वर्ष): 2019
F.I.R. No. (प्रथम सूचना रिपोर्ट नंबर): 0127 Date and Time of FIR (दिनांक और समय): 04/04/2019 23:38:42

2. S.No. (क्र.सं.) Acts (कृत्य)
1. [Blank] Section (अनुच्छेद)
2. [Blank] 379
3. [Blank] 447
4. [Blank] 489

3. (a) Occurrence of offence (अपराध का घटना):
1. Day (दिनांक): [Blank] Date From (दिनांक से): 04/04/2019
Time Period (समय): [Blank] Date To (दिनांक तक): 04/04/2019
Time From (समय से): 14:30:00
Time To (समय तक): 14:30:00

(b) Information received at P.S. (पोस्टा में सूचना प्राप्त):
Date (दिनांक): 04/04/2019 Time (समय): 23:38:42

(c) General Diary Reference (प्रमाणिका संख्या):
Entry No. (प्रविष्टि नंबर): 014 Date & Time (दिनांक और समय): 04/04/2019 23:38:42

4. Type of Information (सूचना का प्रकार): [Blank]

5. Place of Occurrence (घटना स्थल):

(a) Direction and distance from P.S. (पोस्टा से दूरी और दिशा): 5/2, 10 मी.
Beat No. (बैट नंबर): [Blank]
(b) Address (पता): [Blank]

(c) In case, outside the limit of this Police Station, then (यदि बाहरी सीमा के अंदर):
Name of P.S. (पोस्टा का नाम): [Blank]
District (State) (ज़िला/राज्य): [Blank]

6. Complainant / Informant (आरोपी/सूचक):

(a) Name (नाम): [Blank]
(b) Father/Husband's Name (पिता/पति का नाम): [Blank]
(c) Date/Year of Birth (दिनांक/वर्ष): [Blank] (d) Nationality (राष्ट्रियता): [Blank]
(e) UID No. (आधार नंबर): [Blank]
(f) Passport No. (पासपोर्ट नंबर): [Blank]
Date of Issue (दिनांक): [Blank]
Place of Issue (स्थान): [Blank]

(g) Id details (Ration Card, Voter ID Card, Passport, UID No., Driving License, PAN)
S No. (क्र.सं.) Id Type (आधार का प्रकार): [Blank] Id Number (आधार नंबर): [Blank]



N.C.R.B (एन.सी.आर.बी)
I.I.F.-I (एकीकृत अन्वेषण फॉर्म -

1) Action Since the above information reveals commission of offence(s) u/s as mentioned at (खिलेजी कारवाई: बाब क्र. २ मध्ये नमूद केलेल्या कलमांमध्ये वरील अज्ञातांवरून आरंभ घडल्याचे.)

(1) Registered the case and took up the investigation; (प्रकरण नोंदविले आणि तपासाचे काम हाती घेतले); or

(2) Directed (Name of I.O.) (तपास अधिकारी-चावे NARAYAN BALAYYA Rank (पद): Asst. SI (Assistant Sub- No.(क्र.): POBN45348 to take up the investigation (ता तपास करण्याचे अधिकार दिले) or

(3) Refused investigation due to (ज्या कारणांमुळे तपास करण्यास नकार or (ज्या कारणांमुळे तपास करण्यास नकार दिला)

(4) Transferred to P.S. (जु-हा दुसरीकडे पाठविला जाऊन/स त्या पोलीस ठाण्याचे नाव): District (जिल्हा): on point of jurisdiction (को येथे अधिकार के कारण हस्तांतरित).

F.I.R. read over to the complainant / informant, admitted to be correctly recorded and a copy given to the complainant / informant free of cost. (प्रथम खबर तक्रारदाराला/खबरीला वाचून दाखविली, मधील तक्रारदाराला/खबरीला वाचून घेतले आणि तक्रारदाराला/खबरीला खबरीची प्रत गोप्ये दिली.)

R.O.A.C. (अप. जी. ए. सी.)

14 Signature/Thumb impression of the complainant / informant. (तक्रारदाराला/खबर देणा-याची सही/अंगठा):

15 Date and time of dispatch to the court (न्यायालयात पाठवण्याची तारीख व वेळ):

Satyajeet
159
Signature of Officer in charge, Police Station (तक्रारदाराला/खबर देणा-याची सही)
Name (नाम): Satyajeet Sudhakar Taitwale
Rank(पद): I (Inspector)
No.(स.): DGPSSTMB306

CRIME DETAILS FORM

घटनास्थळ पंचनामा/ गुन्ह्यांच्या तपशीलाचा नमुना

1. State...MAHA...Dist..A'BAD...P.S..... FIR/Proceeding/G.D.No..... Year. 2019. Date. 4/4/19
 राज्य :- महाराष्ट्र जिल्हा :- औरंगाबाद पो.स्टे. चिकलठाणा पहिली खबर क्र. / कार्यवाही क्र. वर्ष तारीख

2. Act and Sections : क्रि.म. 279, 337, 338, 304 (B), 471 IPC.

3. The Place of Occurrence shown by : पहिले ठिकाण दाखवितावे :-
 Name मंगल कल्याणराव Father's/Husband's Name : कल्याणराव आवडे
 पत्ता पिनकोड / पत्ते नंबर :
 Address व्हा. चिन्मोगाव ता.जि. औरंगाबाद

4. TYPE OF CRIME (All including M.O.Crime):
 (i) * Major Head : वैपवान
 (ii) Classification of Major Head :
 (iii) * Method (s) :-
इक मं. मम 21-63 पकवे चाककाने लवचो इक लो
 वुपवेकाने चाकून क्रि 11 वलाखी, यांची मिला. क्रि मम 20
 क्रि 2-91 क वीसे वीसे देवने त्यांज्वा जळकी करणे ल कारणीभूत
 (iv) * Conveyances used : सायकी.

(v) * Character assumed :
 (vi) * Language/ S. Lang. Used :
 (vii) * Special Feature-1 :
 (viii) * Special Feature-2 :
 (ix) * Special Feature-3 :

(x) Type of Place of Occurrence : औरंगाबाद विस रोजवत असे वाक्याजी
 उदवेज तमारे सायकी ता.जि. औरंगाबाद चिन्मोगाव

(xi) Type of Property involved (4 Types) : (Major head of the Property to be filled)
 (1) _____ (2) _____
 (3) _____ (4) _____

6. Particulars of the victims (Attach separate sheet, if required)
 शिकारियों की विशेषताएँ (अलग-अलग शीटें जोड़ें, यदि आवश्यक हो)

Sr. No.	Full name	Date of Birth	Sex	Nationality	Religion	Whether SC/ST	Occupation	Address	Injury	Remarks
क्र. सं.	पूर्ण नाम	जन्म तिथि	लिंग	राष्ट्रियता	धर्म	क्या SC/ST है	व्यवसाय	पता	घात	टिप्पणियाँ
1	2	3	4	5	6	7	8	9	10	11
	श्री. गणेश वि. शर्मा	25/05/1975	♂	भारत	हिंदू	नहीं	सहायक लेखक	विलोय नगर, अखिल	घात	
	श्री. विजय शर्मा	23/05/1975	♂	भारत	हिंदू	नहीं	मलाली	व. व. व. व. व. व.	घात	

7. Name of Crime
 अपराध का नाम: दोषी के साथ मिलकर एक छात्र को हत्या करने का प्रयास

8. Details of properties, which are used in the appropriate prescribed forms (s) and attach:
 अपराध में प्रयुक्त संपत्तियों की विवरण (सही प्रारूपित फॉर्म (s) में जोड़ें):

9. Description of the place of occurrence
 घटनास्थल का विवरण

घटनास्थल: एन.पी. कुरुक्षेत्री, जोड़ो चिकित्सालय के आसपास।
 20/05/2019 को दोषी ने लक्ष्य को नयूट पंचायत के पास
 त्रिदल नदी के किनारे, किवाड़ के पास जय बाग की
 रोड़ पर लक्ष्य को बुलाकर वहाँ पर घात करने का प्रयास किया।
 घात करने के बाद दोषी ने लक्ष्य को घायल कर दिया।
 घात - 279, 331, 338, 304 (अ), 42) भा.द.वि. संभाग
 के अंतर्गत है। लक्ष्य को घायल करने के बाद दोषी ने
 लक्ष्य को नयूट पंचायत के पास छोड़ दिया।

(Continue....)

10
11
Description of the place of occurrence (Contd):

1. कर्म वरिष्ठ (पूर्व कर्म)

घटनास्थळ पंचनामा केल्या नो कार्यालय प्रकारात.

1. लदर एडव्होकेट घटनास्थळ कार्यालय लाक्षीपूर मंगळ
कापामशिव श्रीवड रानचिह्ननेमोव ताडि. ईश्वरगावात यामी
लयकी एमर लहम त्यांनी दिलेल्या जबाब प्रकाश ईश्वरगा
एकठाने मधुन पावविल्या ते पाहता कार्यालय प्रकारात.

लदर एडव्होकेट घटनास्थळ पाहता ते ईश्वरगावात
विड रोडवर झाला लागी ईश्वरगावात शिवाराने अय को
लागी रोडवर लका 2 झालून, लदरचा रोड को पूर्व-पश्चिम
मठारा जावरी झालून 30 फूट रुंदीची झालून, रोडचे दोन्ही
बाजू पंचनामा एक एक म. म. 21-6944 को पश्चिम
मुळी उभ्या दिलेल झालून, मिची पाहणी करता, लदर ईश्वर
चाळ्यास वाडुवी समोरीय लगेची लाई गाई घालवल्या
दिलेल झालून लदर ईश्वर लगे 5 फूट विलवत एक
युनिफॉर्म मठारा मठारा. म. म. 20-62-310 ही पडकेची
दिलेल झालून मिची पाहणी करता मिचा लगेरीय लगे
गाई वळवल्या दिलेल झालून लदर डावी एक कार्यालय
लदर वळवल्या दिलेल झाली. लदर घटनास्थळावर लगे
विले की की एक व मातो. त्या लगेरीय कायी लगेरीय
चलत्या झाले.

लदर विभागरी चार्ज: दिसी पाहता पूर्व पश्चिम
ईश्वरगावात-विड मठारा लगे पश्चिम-अय वळव्याची
रोडवर झाली मठारा-लडुड लगेरीय विड मठारी मठी.

लदरचा घटनास्थळ पंचनामा पंचनामा केल्या
झालून, ती त्यांना वाडुने पावविल्या वळवर प घेरी मठ
त्याची कारी झाल्यावर त्यावर त्यांनी लड्या केल्या झाले

No. 732/2019, Dated 05-Apr-19, CR-ADR 127/2018, CrPC 304(A), 279, 337, 338. P.S. Chikhalthana, Aurangabad.

Memorandum of a post-mortem examination held at Mortuary of Government Medical College and Hospital, Aurangabad

On the dead body of: - GANESH VILAS GAWANDE,
Of village/city:- Chittegaon,
Taluka and District: Aurangabad.

By- Dr. Sagar V. Dole (Autopsy Surgeon)
Department of Forensic Medicine, GMCH Aurangabad.

General Particulars—

1.	(a) By whom was the corpse sent? (b) Name of place from which sent. (c) Distance of place from which sent	PHC L K Thote, of Police station- Chikhalthana, Aurangabad. Seth Nandalal Dhoot hospital, Aurangabad. About 10 km. MLC NO. 9607/2019. Date of admission- 04.04.2019 at 16.03 hours. Date of death- 05.04.19 at 12.50 hours. Clinical diagnosis- RTA with Head injury with SAH with right occipital hemorrhagic contusion with 1,2,3 right rib fracture with fracture of right scapula bone with D6 vertebrae compressed fracture.
2.	By whom was the corpse brought?	PHC L K Thote, of Police station- Chikhalthana, Aurangabad.
3.	By whom identified?	PHC L K Thote, of Police station- Chikhalthana, Aurangabad. and Relative - Mahesh Shriniwasrao Gawande.
4.	The date, hour and minute of its receipt.	05-Apr-19 at 15.50 hours.
	a) The date, hour and minute of beginning of post-mortem examination.	05-Apr-19 at 17.00 hours.
	b) The date, hour and minute of ending of post-mortem examination.	05-Apr-19 at 18.00 hours.
5.	Substance of accompanying Report from Police Officer or Magistrate, together with the date of death if known. Supposed cause of death or reason for examination	As per police inquest, requisition letter, and ADR, the deceased had history of road traffic accident on 04-Apr-19 at around 14.30 hours. For which he was admitted in Government hospital Aurangabad, where he died while on treatment on 05-Apr-19; at 12.50 hours.
6.	If not examined at Dispensary or Hospital—	
	(a) Name of place where examined.	Not applicable.
	(b) Distance from Dispensary or Hospital	
	(c) Reason why the body was not sent to the Dispensary or Hospital.	


II. External Examination-

7.	Sex, apparent age, race or caste. Description of clothes and of ornaments on the body.	Male, 26 years. No clothes and no ornaments.
8.	Condition of the clothes-Whether wet with water, stained with blood or soiled with vomit or faecal matter.	Not applicable.

Sagar V. Dole

9.	Special marks on the skin such as scars, tattooing etc., any malformations peculiarities, or other marks of identification. State of the teeth. In newly born infants, the length and (if possible), the weight of the body to be recorded together with the state of the hair, nails and umbilical cord, its length, whether placenta is attached or not if present, its size and condition.	Body duly identified. Label checked and verified. Not applicable.
10.	Condition of body— Whether well-nourished, thin or emaciated, warm or cold.	Well built, Cold body.
11.	Rigor Mortis —Well-marked, slight or absent, whether present in the whole body or part only.	Well-marked in face, neck, Partially developed in extremities.
12.	Extent and signs of decomposition: presence postmortem lividity of buttocks, loins, back and thighs or any other part. Whether bullae present and the nature of their contained fluid. Condition of the cuticle.	No signs of decomposition. Post mortem lividity present over back, buttocks except over pressure points and was not fix, reddish bluish in color.
13.	Features— Whether natural or swollen, State of eyes, Position of tongue, Nature of fluid (if any) oozing from mouth, nostrils or ears	Features – Natural. Eyes closed and mouth partly open. Tongue inside, Intact. Oozing of blood fluid from right ear.
14.	Condition of skin— Marks of blood etc. In suspected drowning the presence or absence of cutes anserine to be noted.	Dry.
15.	Injuries to external genitals. Indication of purging.	No injuries to genitals. No Purging.
16.	Position of limbs— Especially of arms and of fingers in suspected drowning the presence or absence of sand or earth within the nails or on the skin of hands and feet.	Body in supine position, limbs straight.
17.	Surface wounds and injuries— Their nature position, dimensions (measured) and directions to be accurately stated: their probable age and causes to be noted. If bruises be present what is the condition of the subcutaneous tissues - 1 Abrasion present over left frontal and zygoma aspect of size E .5.5cm, reddish. 2 Contusion present over lower lip mid part of size 1.5x1cm, reddish. 3 Abrasion present posterior-superior aspect of right shoulder of size 12x10cm, horizontal, reddish. 4 Abraded contusion present over whole right arm with involvement of axillary region, reddish. 5 Therapeutic intravenous mark present over left forearm, with blood infiltrations in surrounding skin, red. 6 Therapeutic mark of central line present over right lateral side of neck. 7 Therapeutic wound of intercostal drainage tube present over bilateral aspect of chest of size 1.4x1cm, reddish, oozing of reddish fluid present.	
18.	Other injuries discovered by external examination or palpation as fractures etc	Evidence of right scapula bone fracture present, ante-mortem.
	(a) Can you say definitely that the injuries shown against column	Yes, ante-mortem.



	no 17 and 18 are ante-mortem injuries?	
III. Internal Examination-		
19.	Head--	
	i) Injuries under the scalp, their nature.	Under-scalp contusion present over right fronto-parieto-temporal region of size 18x12cm, dark red.
	ii) Skull—Vault and base- Describe fractures, their sites, dimensions, directions, etc.	Fracture of sphenoid bone over right side present with blood infiltrations, linear 1.4cm in length.
	iii) Brain— The appearance of its coverings, size, weight and general condition of the organ itself and any found in its examination to be carefully noted (weight M1300 grams F-1275 grams).	Meninges- intact, congested. Subdural hematoma present over left fronto-temporal region of thickness 0.8cm maximum, dark red. Subarachnoid hemorrhages diffusely present over both cerebral hemisphere region, reddish. Brain- intact, congested, edematous
20.	Thorax-	- Small contusions present over Right occipital region
	a. Walls, ribs, cartilages	Displaced fracture of right 1 st to 3 rd rib present in mid axillary line with irregular blood infiltrated margins.
	b. Pleura	Intact, 50cc reddish fluid present in right cavity.
	c. Larynx, Trachea and Bronchi	Intact, no foreign body.
	d. Right Lung	Both- soft in consistency.
	e. Left lung	Oozing of reddish frothy fluid on cut section.
	f. Pericardium	Intact.
	g. Heart with weight	Intact, congested, coronaries patent.
	h. Large vessels	Intact, filled with blood and blood clots.
	i. Additional remarks	Nil.
21	Abdomen-	
	Walls	Intact.
	Peritoneum	Intact.
	Cavity	Intact, no abnormal collection.
	Buccal cavity, teeth, tongue and pharynx	Intact, mucosa- unremarkable.
	Oesophagus	Intact, mucosa- unremarkable.
	Stomach and its contents	Intact, 190 ml dark brown fluid with semi-digested food material present, no abnormal smell perceived, mucosa- congested.
	Small intestine and its contents	Intact, loaded with semi-digested food and gases.
	Large intestine and its contents	Intact and loaded with gases and feces.
	Liver (with weight) and gall bladder	Intact, congested.
	Pancreas and Suprarenals	Unremarkable
	Spleen with weight	Intact, congested.
	Kidneys with weight	Intact, congested
	Bladder	Empty, mucosa- unremarkable.
	Organs of generation	Intact.
	Additional remarks with where possible, medical officer's deduction from the state of the contents of the stomach as to time of death and last	Nil.

AUTOPS
 Government Medical College
 Aurangabad




No. 732/2019, Dated 08-Apr-19, CR-ADR 127/2018, CrPC 304(A), 279, 337, 338. P.S. Chikhalthana, Aurangabad.

	meal.	
	State which viscera (if any) have been retained for chemical examination and also quote the numbers on the bottles containing the same.	Viscera not preserved.
22.	Spine and Spinal cord-	Fracture dislocation at T5, T6 vertebrae level with compressed fracture of T6 vertebrae present.

Opinion as to the cause of death:

"Injuries to vital organs."



Dr. Sagar V. Dole
(Autopsy Surgeon)

Autopsy Surgeon
Department of Forensic Medicine,
Govt. Medical College, Aurangabad

Date: 05-Apr-19

The Spinal Cord need not be examined unless there are any indications of disease, Strychnine poisoning or injury.

Note— the report must be written and signed immediately after the examination.

PM No. 732/2019, Dated 05-Apr-19, CR-ADR 127/2018, CrPC 304(A), 279, 337, 338. Forwarded to P.S. Chikhalthana, Aurangabad.

Copy forwarded to—Professor and Head, Department of Forensic Medicine, Govt. Medical College, Aurangabad

Countersign if any...

MEDICO - LEGAL CERTIFICATE

M.L.C. No: 9608/19
Date: 4/4/2019

Certificate No. 06/29
Date: 28/05/2019

INDOOR/O.P.D. No. 1920366
Examination Date: 4/4/2019
Examination Time: 3:30 AM/PM

Name & Address: Mr Gawande Vishal Narayan.
At chitte pimpalgaon, Aurangabad.
Mob no - 8215931963 Age 23 yrs Sex: M / F

ACCIDENT / ASSAULT Details
Acc / Assault Date: 4/4/2019
Acc / Assault Time: 3 AM/PM

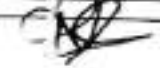
Identification Marks: - left thumb impression


Details of Injuries Clinical Features (Nature, Exact Situation, Dimension, Fresh / Healing)

A dash given by water tanker at the time of travelling with bike & injury with left knee & left shoulder with pain at 4-4-2019 at 3pm. Pain was acute in onset, sharp, continuous. Partially relieved on rest & analgesic. No H/o open wound injury. No H/o vomiting, loss of consciousness ENT bleed. No H/o head / chest / abdominal trauma. No H/o other medical or surgical illness on local examination swelling present abrasion present on proximal shin of tibia. tenderness present on tibial tuberosity. crepitation absent SLEI free ROM free. No elo neurodeficit. Special test negative on examination left shoulder - abrasion present over spinous process of scapula ROM free / No relief. Age of Injury: Nature of Injury: Simple / Grievous → Simple. 1 hrs

Cause of Injury: A dash given by water tanker.

Name of the Institution
SETH NANDLAL DHOOT HOSPITAL AURANGABAD

Signature of M.O. - DR Sa 
Name of M.O. - DR Suresh Vyavhare
Designation - DNB Ortho Reg No. 06/01/336

Received the Certificate No. 06/29 Dated 19/06/2019
PS / Constable's Name: A.B. Kulkarni ASI Buckle No. ASI
Police Station: Chikalherga Signature: 
Dated 19/06/2019 Time 1300 AM/PM 992-3299513